



## Learning Project- WEEK 1 – My Family

**Age range:** Y3/4

<b>Weekly maths task</b> Aim to do 1 per day Access <a href="#">Maths Shed</a> three times this week for a quick 10 - 15 minute session as well as choosing a daily task from below! Remember on Maths Shed it is possible to pause if the timer is too quick.	<b>Weekly reading task</b> Aim to do 1 per day
<ul style="list-style-type: none"> <li>• Practise counting forwards and backwards in 2s, 3s, and 4s. Why not pass a ball between you and your child whilst saying the numbers? Challenge yourself by starting on a different number e.g. counting in 2s starting from 1.</li> <li>• Play <a href="#">Hit The Button</a>. Focus on number bonds and halves/doubles.</li> <li>• Add totals from the weekly shop. This <a href="#">game</a> could help with adding totals of money. Flash needs to be enabled. (<a href="http://flash.topmarks.co.uk/4020">http://flash.topmarks.co.uk/4020</a>)</li> <li>• Practise telling the time to the quarter hour and to 5 minute intervals - Worksheet included. Use this <a href="#">game</a> to help (<a href="https://mathsframe.co.uk/en/resources/resource/116/telling-the-time">https://mathsframe.co.uk/en/resources/resource/116/telling-the-time</a>). To learn how to tell the time to 5 minute intervals, use this <a href="#">video</a>. (<a href="https://www.youtube.com/watch?reload=9&amp;v=h6RNkQ7IU8Y">https://www.youtube.com/watch?reload=9&amp;v=h6RNkQ7IU8Y</a>)</li> <li>• On a piece of paper, make a poster showing everything you know about <b>addition</b>. This could be vocabulary that means the same as add, pictures of apparatus, diagrams, methods. You can be as creative as you want to be.</li> </ul>	<ul style="list-style-type: none"> <li>• Log in to <a href="#">Read Theory</a> and complete 3 comprehension tasks. Your children have an individual login for this.</li> <li>• Share a story together. It could be a chapter book where you read and discuss a chapter each day.</li> <li>• Watch <a href="#">Newsround</a> and discuss what is happening in the wider world. (<a href="https://www.bbc.co.uk/newsround/news/watch_newsround">https://www.bbc.co.uk/newsround/news/watch_newsround</a>)</li> <li>• Ask your child to read a book or a book from <a href="#">Oxford Owl</a>. Discuss what your child enjoyed about the book. (<a href="https://www.oxfordowl.co.uk/for-home/find-a-book/library-page/">https://www.oxfordowl.co.uk/for-home/find-a-book/library-page/</a>)</li> <li>• With your child, look through newspapers and magazines for new vocabulary they are unfamiliar with. What are the synonyms, antonyms and the definition of the word? Can the word be modified?</li> </ul>
<b>Weekly spelling tasks</b> Aim to do one per day	<b>Weekly writing tasks</b> Aim to do 1 per day
<ul style="list-style-type: none"> <li>• Practise the year 3 and 4 <a href="#">Common Exception words</a> (<a href="https://cdn.oxfordowl.co.uk/2019/08/29/13/54/08/76f1443d-9b6d-4030-be0d-25fcfef01438/SpellingWordList_Y3-4.pdf">https://cdn.oxfordowl.co.uk/2019/08/29/13/54/08/76f1443d-9b6d-4030-be0d-25fcfef01438/SpellingWordList_Y3-4.pdf</a>)</li> <li>• Practise your spelling on <a href="#">Spelling Shed</a> x 3 this week.</li> <li>• Choose 5 Common Exception words. Write synonyms, antonyms, the definition of the word and an example of how to use the word in a sentence.</li> <li>• Choose 5 Common Exception Words or the spellings for this week and practice spelling them using one of the Spelling Menu strategies attached.</li> <li>• Fill in Word Activity Mat for the word accident. Worksheet included.</li> </ul>	<ul style="list-style-type: none"> <li>• Write a recount of your day. Remember to use fronted adverbials and noun phrases to describe. You could use the <a href="#">Purple Mash</a> 2Do 'My Storyboard' to help.</li> <li>• Write a character description of a member of your family. What do they look like? How do they behave? What are their characteristics?</li> <li>• Write a story using members of your family. Will it be an adventure story or a fantasy story?</li> <li>• Write a set of family rules. Try to start each rule positively for examples with "We will..." and "We always..." rather than "We do not..."</li> <li>• Write a letter or email to a family member you've not seen in a long time.</li> </ul>

## Learning Projects – choose 5 to be completed across the week

Remember to login twice this week to complete a 10 - 15 minute [Purple Mash](#) activity as well.

The project this week aims to provide opportunities for your child to gain a better understanding of their own family. Learning may focus on the different makeup of families, what traditions your family has, stories linked to your family etc.

- **Let's Wonder:**

Who is in your child's immediate family? What other relatives do they have? How many people do they have in their family? Why not spend time looking through old photos and talking about the people in their families. What family stories can they tell? How is life different to their parents? Grandparents? Make a family tree of all the different people in their family (worksheet included if needed).



- **Let's Create:**

Create a piece of artwork entitled 'Family'. This could be a drawing, a self portrait, a sculpture or collage. Could they copy another artist's style? Which materials have they chosen to use and why? How do they feel about their piece of artwork? What would they change or not? [Family portraits.](https://www.tes.com/lessons/DReX2FnhRyXsYQ/family-portraits-in-art) (<https://www.tes.com/lessons/DReX2FnhRyXsYQ/family-portraits-in-art>)



- **Time to Talk:**

Play a board game at home or Facetime/ Skype/ call a member of the family you have not seen in a while, enjoy an indoor picnic or have a family dinner.



- **Understanding Others and Appreciating Differences:**

Discuss how your family is different to other people's families. Are all families the same? Does it matter? Do all families have the same faith and worship in the same way?



- **Reflect:**

Find out what music your family members enjoy? Do they like the same music? What is their favourite song? When they were your age, who was their favourite artist? Why do they like/dislike different types of music? Can you identify the instruments they can hear and describe how the music makes them feel? Use the worksheet attached if you would like with one of my favourite songs: [Take Five by Dave Brubeck](#) or one of your family favourites. Why not listen to some classics?



## Additional learning resources parents may wish to engage with.

[Vocabulary Ninja](#) - This gives you a word of the day with its definition and synonyms. Why not try to add a new word to your vocabulary each day! (<https://www.vocabularyninjadojo.co.uk/>)

[Pobble365](#) - A different picture everyday with writing activities, comprehension questions and other activity ideas. You can look at previous pictures as well - pick a favourite to inspire your learning! (<https://www.pobble365.com/>)

[Classroom Secrets Learning Packs](#) - These packs are split into different year groups and include activities linked to reading, writing, maths and practical ideas you can do around the home. (<https://classroomsecrets.co.uk/>)

[Twinkl](#) - to access these resources click on the link and sign up using your own email address and creating your own password. Use the offer code UKTWINKLHELPS. (<https://www.twinkl.co.uk/>)

[Headteacherchat](#) - This is a blog that has links to various learning platforms. Lots of these are free to access. (<https://www.headteacherchat.com/post/corona-virus-free-resources-for-teachers-and-schools>)

### Be Active

PE and Mindfulness Links – please choose one a day

[Supermovers](https://www.bbc.co.uk/teach/super movers/ks2-collection/zr4ky9q) (<https://www.bbc.co.uk/teach/super movers/ks2-collection/zr4ky9q>)

[Yoga for kids](https://www.youtube.com/user/CosmicKidsYoga) (<https://www.youtube.com/user/CosmicKidsYoga>)













[Joe Wicks PE](https://www.youtube.com/channel/UCAxW1XT0iEJo0TYIRfn6rYQ) (<https://www.youtube.com/channel/UCAxW1XT0iEJo0TYIRfn6rYQ>)

[GoNoodle](https://www.gonoodle.com/) (<https://www.gonoodle.com/>)

[Just Dance](https://www.youtube.com/channel/UChjW4BWKLqpojTrS_tX0mg) ([https://www.youtube.com/channel/UChjW4BWKLqpojTrS\\_tX0mg](https://www.youtube.com/channel/UChjW4BWKLqpojTrS_tX0mg))

### *St Andrew's Primary Learning Projects*

Write the correct time underneath each clock. The first one has been done for you.

 2:05			
			
			









Write the correct time underneath each clock. The first one has been done for you.



Quarter to 4



# Spelling menu

<p><b>1. ABC Order</b></p>  <p>Write all of your spelling words in alphabetical (ABC) order.</p>	<p><b>2. Word Parts</b></p> <p>Write your words. Then use a coloured pencil to divide the words into syllables. e.g. <u>jump</u>ing cater<u>pill</u>ar</p>	<p><b>3. Other Handed</b></p> <p>Write each word 5 times, switching the hand you write it with each time. Say the word as you spell it.</p>	<p><b>4. Vowel Spotlight</b></p> <p>Write your words using one colour for the vowels and another colour for the consonants. (vowels: a, e, i, o, u)</p>
<p><b>5. Use Technology</b></p> <p>Type out your spelling words on the computer. Try to use at least 4 different fonts.</p> 	<p><b>6. Pyramid Words</b></p> <p style="text-align: center;">s sp spe spel spell spelli spelling spelling</p> <p>(or make them boat shaped, star, smiley face, etc.)</p>	<p><b>7. "Ransom" Words</b></p> <p>"Write" your words by cutting letters out of a newspaper or magazine and gluing the letters on a piece of paper to spell your words.</p> 	<p><b>8. Rainbow Words</b></p> <p>Write your spelling words with coloured pencils. Make each letter a different colour.</p> 
<p><b>9. Scrambled Words</b></p> <p>Write your words. Then write them again with the letters mixed up. Can you unscramble them again the next day? e.g. watch - cwhta</p>	<p><b>10. Silly Sentences</b></p> <p>Write 3 or more sentences that use all your spelling words.</p> 	<p><b>11. Prefixes and Suffixes</b></p> <p>Underline the prefixes and suffixes in the words you are learning. Make sure you know what they mean. e.g. <u>im</u>portant happ<u>iness</u></p>	<p><b>12. Word Search</b></p> <p>Create your own word search with your spellings. Show the answers to your puzzle in a different colour.</p> 
<p><b>13. Flashcards</b></p> <p>Make and practice with flashcards. Put the word on one side and definition (meaning) on the other.</p> 	<p><b>14. Picture &amp; a Story</b></p> <p>Draw a picture defining each word. Write a sentence about your picture using the word.</p>	<p><b>15. Words without Vowels</b></p> <p>Write all of your words replacing vowels with a line. Go back and see if you can fill in the vowels. e.g. q--st--n = question</p>	<p><b>16. Train Words</b></p> <p>Write the entire list end-to-end as one long word. Write each new word in a different colour. e.g. <u>train</u><u>back</u><u>stop</u></p>
<p><b>17. Write a Story, Poem or Song with Words</b></p> <p>Write a story using all your spelling words. Underline the words you used.</p>	<p><b>18. Bubble Letters</b></p> <p>Write your spelling words out in bubble writing.</p> 	<p><b>19. Words Within Words</b></p> <p>Write each spelling word and then write at least 2 words made from that word. e.g. catch - cat, hat</p>	<p><b>20. Picture words</b></p> <p>Draw a picture and hide your spelling words in the picture.</p>

# Statutory Spelling Word Activity Mat: accident

1


Use a dictionary to define the word **accident**.

---

---

---

Add the word **accident** to these sentences.




He was involved in an \_\_\_\_\_.

"I'm sure it was an \_\_\_\_\_,"  
said Fred.

Did you drop it by \_\_\_\_\_?

She had an \_\_\_\_\_ at the factory.

Write the syllables of the word **accident** inside the hands.



Which word class does the word **accident** belong to?

noun	verb	adjective
adverb	conjunction	pronoun
preposition	determiner	

Finish off the word **accident**.

acci_____	_____dent
_____nt	ac_____

Now write the full word.

---

---

---

Trace the word **accident**.

accident

accident

accident

Which of these words means the same as **accident**?

bountiful   blizzard   mishap   vehicle

Write your own sentence containing the word **accident**.

---

---

Edit and improve these words so that they correctly spell the word **accident**.

acidnt   accidunt   accidnt

1. Name: .....

2. Date: .....

3. Music Title: .....

4. Composer / Singer: .....

9. My Score:

/10

8. The music creates this artistic image in my mind.

5. Feelings and places evoked by this music.

This music makes me feel

.....  
.....  
.....

The places and settings it makes me think of are:

•  
•  
•

6. The composer uses these instruments to create a particular mood, image or atmosphere:

.....  
.....  
.....

7. My personal opinion of this music is .....

.....



# Addition with Money

Find the total cost of the items below. You will find the price of each item from the Grocery Store Price List. Use the space to show your working.

## Grocery Store Price List:

apple 50p	box of peaches £2	eggs £2.50
banana 40p	pack of tomatoes 90p	spaghetti £2.30
carrot 50p	milk £2.80	pepper 60p
pineapple £1.50	cheese £2.90	rice £3.60
pack of strawberries 80p	chocolate £3.10	



Total price = \_\_\_\_\_



Total price = \_\_\_\_\_



Total price = \_\_\_\_\_



Total price = \_\_\_\_\_




Total price = \_\_\_\_\_



Total price = \_\_\_\_\_

# Addition with Money

Find the total cost of the items below. Use the space to show your working.



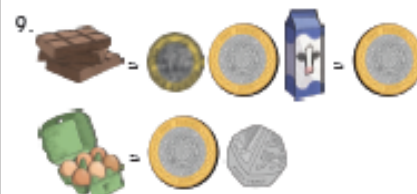
Total price = \_\_\_\_\_



Total price = \_\_\_\_\_



Total price = \_\_\_\_\_



Total price = \_\_\_\_\_



Total price = \_\_\_\_\_