



Age Range: Y3/4

Weekly Maths Tasks Aim to do 1 per day as well as your weekly learning on [Maths Shed](https://www.mathshed.com/)
<https://www.mathshed.com/>

Weekly Reading Tasks (Aim to do 1 per day)
 Log in to [Read Theory](https://readtheory.org/auth/login) Your child has an individual login for this. <https://readtheory.org/auth/login>

- Year 3: Using Oak Academy videos, we are continuing our work on angles and shapes. Scroll down the webpage and complete lessons 7-10
<https://www.thenational.academy/online-classroom/year-3/maths#subjects>
- Classroom secrets Power point
- Year 4: Watch White Rose Week 3 of summer term w/c 27th April lessons 2, 3 and 4. Then, Week 3 w/c 4th May lesson 1 - Multiplying and dividing two and three digit numbers by 1 digit.
- Can you make a timetable of what you did or what you will do each day this week? Can you write the times in 12 hour and 24 hour format?
- Make an angle fish or two. Use it to measure different angles - ones that are right angles or more than (obtuse) or less than (acute). Can you find three for each?




- Create a large grid on the floor to represent a map of the ocean, with various hazards included (giant squid, rocks, ice-burbs, buoys). Then, make a paper boat and use directional language (half turn, quarter turn, clockwise, anticlockwise etc) to navigate your ship safely across the oceans. Or, use the paper version below and help the pirate collect all his items!
- Colour by calculation! Worksheets below.
 1 – Multiplication
 2 – Addition and subtraction

Extra Challenge: Do some outdoor maths using these mixed year group activities.
<http://www.first4maths.co.uk/wp-content/uploads/2020/03/Garden-Maths.pdf>

- Read a book on [Oxford Owl](#), discuss with an adult what you enjoyed about the book. Audio books are also available.
- Try researching and reading online together about an ocean creature of your choice - here are some interesting facts about [turtles](#) to get you started!
- Listen to and read along with two of the poems in the Under the Sea collection [here](#). Compare the different uses of language in each one. How are they similar / different?
- Read this extract from [Ocean Emporium](#). They can use a [dictionary](#) to clarify any unfamiliar vocabulary.
- Complete the reading comprehension: Don't forget to read carefully so that you can answer the questions in full sentences.
<https://www.twinkl.co.uk/resource/lks2-layers-of-the-ocean-differentiated-reading-comprehension-activity-t2-e-41980>


Extra Challenge: Create a word bank of all the new words that you have found over the past week. You may wish to create themed word banks based on our previous learning.
 Possible categories: Under the Sea, Food, Celebrations, Environment, Viewpoints...



Weekly Spelling Tasks (Aim to do 1 per day)	Weekly Writing Tasks (Aim to do 1 per day)
<ul style="list-style-type: none"> Practise the Year 3/4 Common Exception words with the word search attached. http://www.crosslee.manchester.sch.uk/serve_file/253974 Practise your spelling on Spelling Shed. https://www.spellingshed.com/en-gb <p>YEAR 3: Stage 1:Week 32- or sound Stage 2 : week 18-Challenge words stage 3 :Week 32-Challenge words</p> <p>YEAR 4: <u>Group 1 – Revision</u> <u>Group 2 – Homophones</u></p> <ul style="list-style-type: none"> Choose 5 Common Exception words and practise spelling them using two of the new Spelling menu strategies attached. Encourage your child to learn to spell the names of all of the world’s oceans. Can they apply these into sentences? Alphabetical order: List each letter of the alphabet and ask your child to think of a sea related word that corresponds with each letter.  <p>Extra Challenge: Can you put these words in alphabetical order and then use a dictionary to find the meanings of each one? Marine, barnacle, crustacean, coral, mangrove & barracuda.</p>	<ul style="list-style-type: none"> Write a diary entry about an experience you’ve had with the ocean. It could have been a holiday or a weekend experience and you may have been recently! Try and think about how you felt, what you see, smell and hear. Watch the following: https://www.bbc.co.uk/teach/class-clips-video/science-ks1-ks2-wonders-of-nature-underwater-world/zh3ygwX Can you write poem/piece of descriptive writing on what you can see? Use the image from Pobble365 below and choose between 2 activities below: <ul style="list-style-type: none"> Question Time Story Starter Draw a cartoon strip of life cycle of one of these underwater creatures : https://www.tes.com/lessons/scaEj018wj07yA/ife-cycles-of-ocean-animals Write a story poem about the ocean. It could be a haiku, a kenning or free verse. You may wish to write about the ocean as a whole, or focus on an individual animal. <p>Remember a haiku is three unrhymed lines of five, seven, and five syllables. Kennings are like riddles and are a type of poem. They are commonly used in poetry for effect. They describe something without saying what it is. Each line in a kenning poem has only two words. These words are joined using a hyphen. The two words are usually a noun and a verb or a noun and a noun. This two-word phrase is used instead of a one-word noun. Example: Winter kenning Sun-stealing Night-stretcher Cold-maker Snow-faller Face-freezer Christmas-bringing Free Verse is poetry that does not rhyme or have a regular rhythm.</p>

Rainbow Fish

Rainbow Fish,
Rainbow Fish,
swimming in the sea.
Will you please share a
scale with me?



- Imagine you are a deep sea diver. Can you write a detailed description about the ocean and include specific species? Try to include adjectives to describe in detail what they saw. You may wish to write about an animal that you've just discovered!

Extra Challenge: Use the link to watch 'The Lighthouse' and download the activity pack to choose your task! There are 10 activities to choose from, so if you like writing, this is the challenge for you!

<https://www.literacyshedplus.com/resource/the-lighthouse-ks2-activity-pack>

Learning Project - to be done throughout the week

Remember to complete your [Purple Mash](https://www.purplemash.com/sch/standrewskt11) activities as well. <https://www.purplemash.com/sch/standrewskt11>

This project this week aims to provide opportunities for your child to learn more about celebrations. Learning may focus on different types of celebrations that take place and who may celebrate them. It could look at how people celebrate different events differently in other parts of the world.

- **Let's Wonder:**

Can your child remember the oceans of the world? Encourage your child to find out about the five different layers of the ocean (Sunlight Zone, Twilight Zone, Midnight Zone, Lower Midnight Zone or Abyss and the Trenches). [Sea creatures](#) adapt incredibly to live in specific layers where the conditions, such as the temperature and light levels, can change. Can your child explore the creatures that are found in each layer of the ocean and create a fact file for each ocean layer with a labelled diagram?



- **Let's Create:**

Ask your child to look at pictures of real submarines for inspiration and create their own model submarine from different materials found at home e.g. plastic bottles, paint, coloured pencils, string, paper mache, sweet wrappers, tin foil and cardboard. When your child is collecting materials, question them on the suitability of each material. Alternatively, children could design and create a boat to carry a load on the ocean using junk modelling.



- **Be Active:**

Ask your child to try some yoga using the [Cosmic Kids](#) Youtube channel. There are lots of 'Under the Sea' themed yoga workouts and even a [Moana-themed](#) adventure!

- **Time to Talk:**

Encourage your child to ask different family members what they know about plastic waste (e.g. plastic bags, six-pack rings and micro-beads) that ends up in the ocean. They could do this by creating a questionnaire and carrying out interviews (perhaps



over Facetime with adult supervision?). Discuss how you could help reduce ocean pollution and work together to create a persuasive poster to reduce plastic waste.

- **Understanding Others and Appreciating differences:**

The Great Barrier Reef is the only living thing which is visible from space! Encourage your child to take a virtual tour of the reef using [AirPano](#) and create a poster or video to promote the Great Barrier Reef. Ask them to use scientific language relating to the habitats and species groups found in the reef. Can your child identify the main threats to The Great Barrier Reef and include these too?



Additional learning resources parents may wish to engage with

Vocabulary Ninja - This gives you a word of the day with synonyms and antonyms as well. Why not try to add a new word to your vocabulary each day! <https://www.vocabularyninja.co.uk/word-of-the-day.html>

Classroom Secrets Learning Packs - These packs are split into different year groups and include activities linked to reading, writing, maths and practical ideas you can do around the home. <https://classroomsecrets.co.uk/free-home-learning-packs/>

Twinkl - to access these resources click on the link and sign up using your own email address and creating your own password. Use the offer code UKTWINKLHELPS. https://www.twinkl.co.uk/offer/UKTWINKLHELPS?utm_source=promo&utm_medium=email&utm_campaign=England_coronavirus_schools_email&utm_content=offer_link

Headteacherchat - This is a blog that has links to various learning platforms. Lots of these are free to access. <https://www.headteacherchat.com/post/corona-virus-free-resources-for-teachers-and-schools>

Practise your times tables using **BBC supermovers**. It is a good way to keep active too!

Year 3: focus on 3, 4 and 8 times tables.

Year 4: Focus on all times tables but especially 6, 7 and 9 times tables.

<https://www.bbc.co.uk/teach/supermovers/times-table-collection/z4vv6v4>

St Andrew's Primary Learning Projects



Story starter!

The majestic creature glided gracefully through the perfect, azure waters. Its size and beautiful colours stood out in stark contrast to the murky, grey ocean floor beneath.

Many other creatures that dwelt under the sea looked on with envy at the unusual and startlingly bright colours that its appearance possessed...

Can you continue the description? Check out the sentence challenge for a bit of help!



Question time!

- ▶ What does it mean to be envious?
- ▶ In my story, why might some sea creatures be envious of this fish?
- ▶ Which sea creatures may not be envious of this fish?
- ▶ Have you ever been envious of someone else?
- ▶ Do you think someone has ever been envious of you?
- ▶ Is it wrong to be envious?
- ▶ Do you think fish really have feelings?
- ▶ Should we treat fish differently to the way we treat other people?
- ▶ Would you treat a fish with no colourful pattern the same way as you would this fish?

Can you give instructions to someone in your household and see if they can help the pirate?

Pirate Paraphernalia

Following Directions

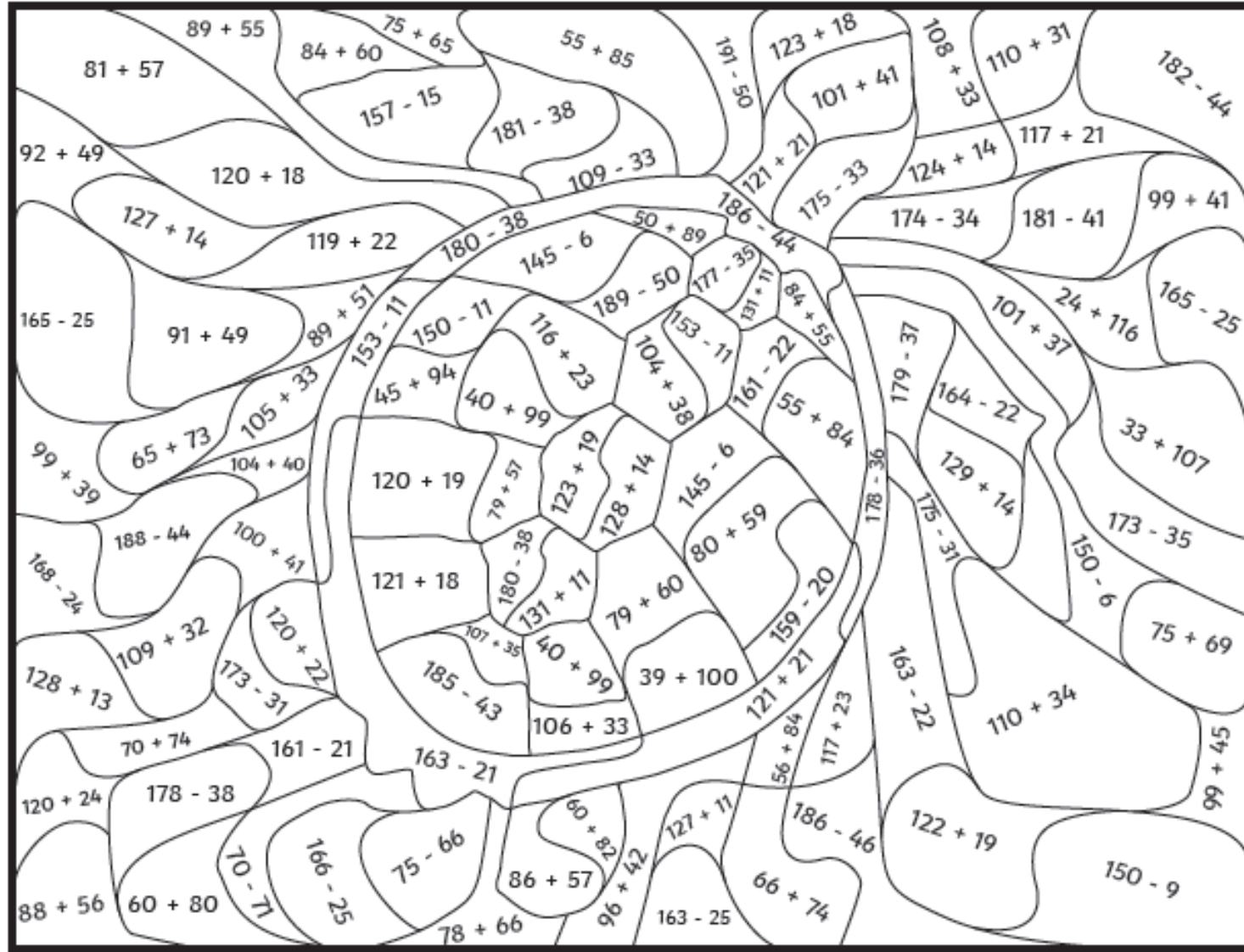


This very messy pirate has left his stuff everywhere! Can you follow the directions and help him gather it all up?



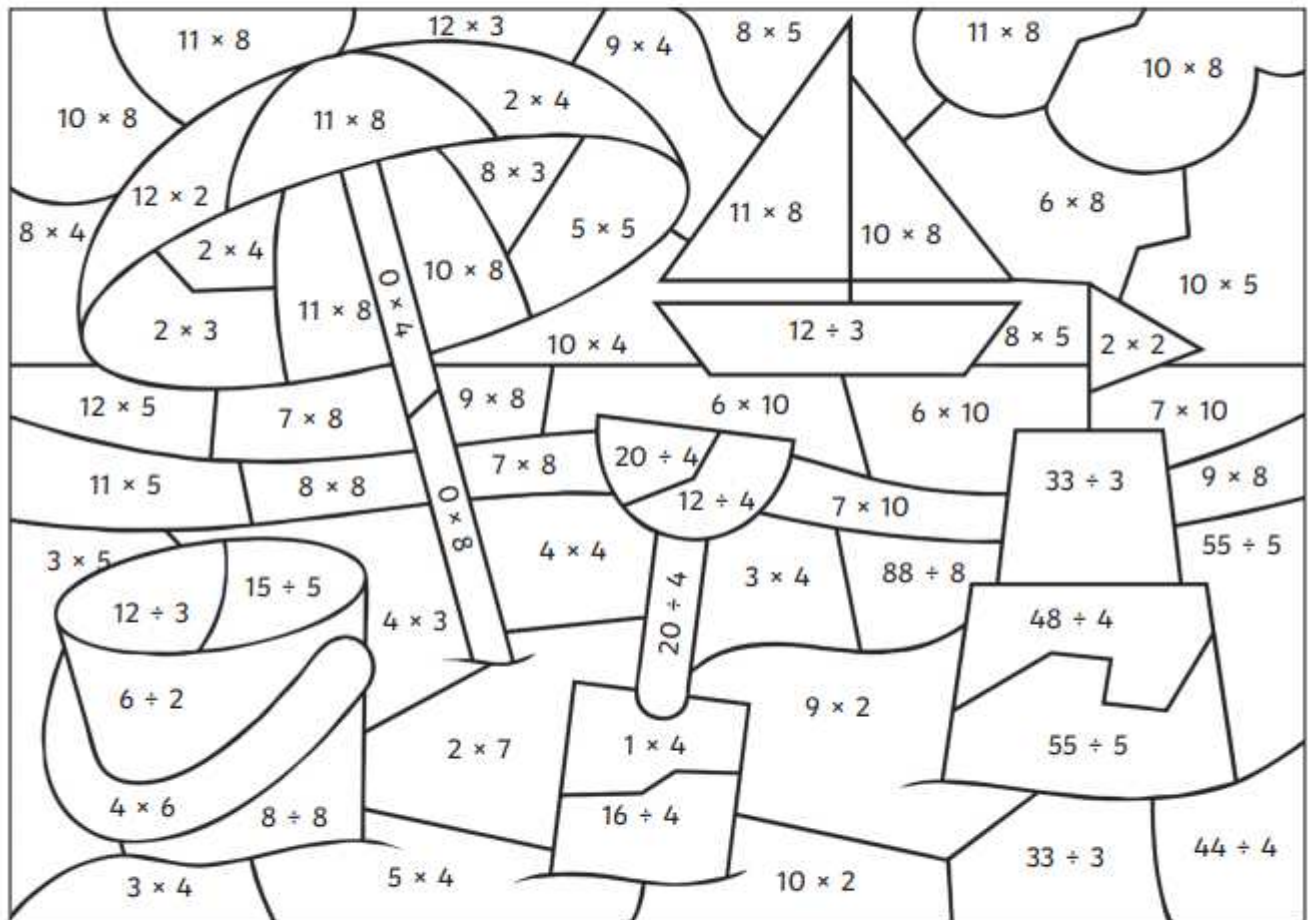
Turtles of South Africa - Colour by Calculation - Addition and Subtraction

Light Blue:	138
Yellow:	139
Orange:	140
Dark Blue:	141
Light Green:	142
Dark Green:	143
Pink:	144



Summertime Colour by Calculations

Use the key to colour the summer-themed picture.



Grey:	Red:	Orange:	Yellow:	Green:	Light Blue:	Dark Blue:	White:
0	1 - 5	6 - 10	11 - 20	21 - 30	31 - 50	51 - 79	80 - 100