

Learning Project WEEK 3 - Viewpoints



Age Range: Y3/4

Weekly Maths Tasks (Aim to do 1 per day as well as your weekly learning on [Maths Shed](https://www.mathshed.com/))
<https://www.mathshed.com/>

Weekly Reading Tasks (Aim to do 1 per day)

- YEAR 3: Watch the White Rose Week 2 (not Summer Term week 2) Lesson 2,3 and 4 – Fractions of an amount. Then, fill in the worksheets.
<https://whiterosemaths.com/homelearning/year-3/>
- YEAR 4: Watch White Rose Week 1 (not Summer Term week 1) Lesson 3 and 5 - 'Tenths on a Place Value Grid' and 'Dividing 1 digit by 10'. Then, fill in the worksheets.
<https://whiterosemaths.com/homelearning/year-4/>
- Practise your times tables using [BBC supermovers](https://www.bbc.co.uk/teach/super-movers/). It is a good way to keep active too!
 Year 3: focus on 3, 4 and 8 times tables.
 Year 4: Focus on all times tables but especially 6, 7 and 9 times tables.
<https://www.bbc.co.uk/teach/super-movers/times-table-collection/z4vv6v4>
- Practise place value to thousands. Use this [game](https://www.topmarks.co.uk/learning-to-count/place-value-basketball) with numbers up to 999. With a partner at home, play the Naughty or Nice place value game. Rules below and a video showing the method [here](https://www.youtube.com/watch?v=5Oqb_wP1rPI). Only play with up to four columns (to the thousands place).
<https://www.topmarks.co.uk/learning-to-count/place-value-basketball>
https://www.youtube.com/watch?v=5Oqb_wP1rPI
- Ask your child to make a timetable of what they did or what you will do each day this week. Year 4: Can your child write the times in 12 hour and 24 hour format?
- Choose 2 activities from the "Maths on the Move Home Challenge Sheet".

- Share a story together. This could be a chapter book where you read and discuss a chapter a day.
- Listen to your child read and let them discuss what they have read. Encourage them to read with expression and intonation.
- Watch [Newsround](https://www.bbc.co.uk/newsround/) and discuss what is happening in the wider world.
<https://www.bbc.co.uk/newsround/news/watch-newsround>
- Log in to [Read Theory](https://readtheory.org/) and complete 3 comprehension tasks. Your children have an individual login for this.
<https://readtheory.org/auth/login>
- Read a recipe with your child and make the food item in the recipe. War time recipes to commemorate VE day: <https://www.twinkl.co.uk/resource/t2-h-4750-wartime-recipe-booklet>

Weekly Spelling Tasks (Aim to do 1 per day)

Weekly Writing Tasks (Aim to do 1 per day)

- Practise the Year 3/4 [Common Exception](http://www.crosslee.manchester.sch.uk/serve_file/253974) words.
http://www.crosslee.manchester.sch.uk/serve_file/253974
- Practise your spelling on [Spelling Shed](https://www.spellingshed.com/en-gb).
<https://www.spellingshed.com/en-gb>
 YEAR 3:
 Most children –gue and –que words – week 27
 Group 2 – words that end in the long i – week 13
 Group 3 - -er sound – unstressed – week 21
- Choose 5 Common Exception words and practise spelling them using one of the Spelling menu strategies attached.
- Fill in Word Activity Mats for the word 'address'. Worksheet included.
- Have a spelling test on this week's words.

- Write a letter to a family member telling them all about how your day has been.
- Write a list poem about all the things you like. Which adjectives and adverbs could you include?
 E.g I like eating juicy, sweet strawberries.
 I like petting my scruffy, lovable dog.
- If you were to become a superhero what would your superpower be? Write a character description of you as a superhero. Explain how you save the day.



- Retell a traditional tale from another character's point of view. E.g Tell the three little pigs from the wolf's perspective. You can listen to that story [here](https://www.youtube.com/watch?reload=9&v=vB07RfntTvw).
- Design an information leaflet that highlights how children can keep safe. You can use a piece of paper or the Purple Mash 2Do "Safety Leaflet".

Learning Project - to be done throughout the week

Remember to complete your [Purple Mash](https://www.purplemash.com/sch/standrewskt11) activities as well. <https://www.purplemash.com/sch/standrewskt11>

The project this week aims to provide opportunities for your child to learn more about different viewpoints. Learning may focus on physical viewpoints in terms of what you can see outside of the window at home, what others can see looking into your home and then progress onto personal viewpoints and of others.

- **Let's Wonder:**

Draw a picture of yourself and label your drawing with the qualities you have. How do others see you differently? Ask people at home to write the qualities they think you have on your drawing. How are you different, or similar, to other children in different parts of the world?

- **Let's Create:**

Complete an observational drawing of what you see outside a window in your house. If you have a garden, find natural items such as stones, leaves or flowers to draw or objects inside like cutlery or the sofa. Use a view finder to draw different viewpoint of the same object. Picture of a viewfinder is attached.



- **Be Active:**

Move around your home and garden taking photographs from different viewpoints – above, below, close up or far away. Which photos do you like best? Why?

Do some zumba on [GoNoodle](https://family.gonoodle.com/channels/zumba-kids) or yoga on [Cosmic kids](https://www.youtube.com/user/CosmicKidsYoga/videos).

<https://family.gonoodle.com/channels/zumba-kids>

<https://www.youtube.com/user/CosmicKidsYoga/videos>



At school we use Real PE to help teach our lessons. This can also be accessed at home with many active games and videos. Click the pink KS2 button. Use these login details:

The website address is: home.jasmineactive.com

Parent email: parent@standrewsc-6.com

Password: standrewsc

Time to Talk:

Talk about keeping safe, discuss different ways to keep safe. Basic hygiene rules, road safety, internet safety, water safety, being safe around the home, stranger danger. How do different people view this?



- **Understanding Others and Appreciating Differences:**

Listen to different pieces of music from around the world, which styles of music do they prefer and why? [Music](#) . Listen to the instruments in this [video](#).

<https://www.youtube.com/watch?v=DAhLXLj4UuE>
<https://www.youtube.com/watch?v=XBs9UCetgog>



- **Reflect:**

Design your own ideal world. Would your world contain the same things as other people? Which things are most important to you? What are you going to include?



- **VE day:**

On Friday the 8th May 2020, the country will be celebrating VE Day. VE Day – or ‘Victory in Europe Day’ – marks the days towards the end of World War Two when fighting against Nazi Germany in Europe came to an end. Learn more about it here:

<https://www.bbc.co.uk/newsround/48201749>

A couple of activities linked to VE day:

Design your own medal <https://www.twinkl.co.uk/resource/t3-h-123-design-a-ve-day-medal-activity-sheet>

Spitfire plane paper model <https://www.twinkl.co.uk/resource/t-t-15455-spitfire-paper-model>

Wordsearch <https://www.twinkl.co.uk/resource/t2-h-4718-ve-day-wordsearch>

Colouring pages: <https://www.twinkl.co.uk/resource/t2-h-5623-ks2-ve-day-themed-colouring-pages>

Twinkl log in information is in the box below.

<https://ve-vjday75.gov.uk/toolkit/> - bunting, posters and colouring pages

<https://ve-vjday75.gov.uk/plan-your-ve-day-party/> - plan your own party with food recipes and music playlist included.

<https://ve-vjday75.gov.uk/dan-snows-ve-day-challenge/> - creative and educational activities.



Additional learning resources parents may wish to engage with

Vocabulary Ninja - This gives you a word of the day with synonyms and antonyms as well. Why not try to add a new word to your vocabulary each day! <https://www.vocabularyninja.co.uk/word-of-the-day.html>

Classroom Secrets Learning Packs - These packs are split into different year groups and include activities linked to reading, writing, maths and practical ideas you can do around the home.

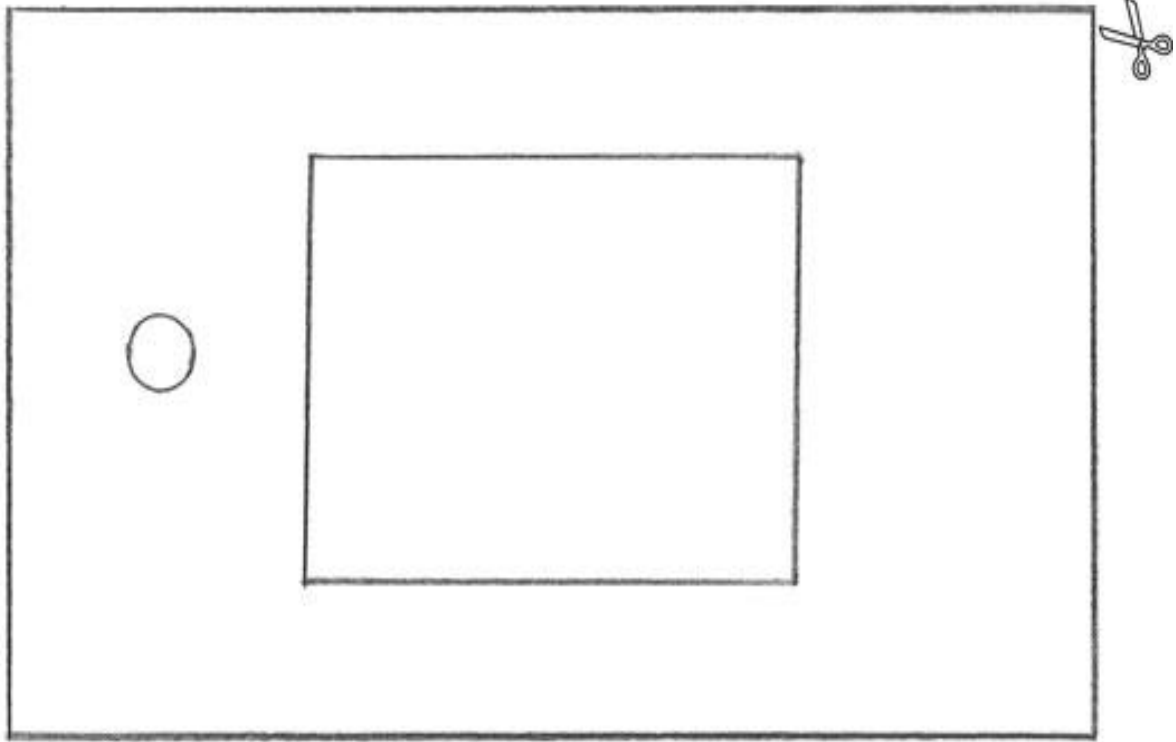
<https://classroomsecrets.co.uk/free-home-learning-packs/>

Twinkl - to access these resources click on the link and sign up using your own email address and creating your own password. Use the offer code UKTWINKLHELPS.

[https://www.twinkl.co.uk/offer/UKTWINKLHELPS?utm_source=promo&utm_medium=email&utm_campaign=England coronavirus schools_email&utm_content=offer_link](https://www.twinkl.co.uk/offer/UKTWINKLHELPS?utm_source=promo&utm_medium=email&utm_campaign=England_coronavirus_schools_email&utm_content=offer_link)

Headteacherchat - This is a blog that has links to various learning platforms. Lots of these are free to access. <https://www.headteacherchat.com/post/corona-virus-free-resources-for-teachers-and-schools>









St Andrew's Primary Learning Projects



1. Hold the viewfinder with your free hand.
2. Focus on an interesting section of your still life with the viewfinder.
3. Look through the viewfinder and draw the shapes in the same position and the same size as you see them.



Spelling menu



<p>1. ABC Order</p>  <p>Write all of your spelling words in alphabetical (ABC) order.</p>	<p>2. Word Parts</p> <p>Write your words. Then use a coloured pencil to divide the words into syllables. e.g. jumping caterpillar</p>	<p>3. Other Handed</p> <p>Write each word 5 times, switching the hand you write it with each time. Say the word as you spell it.</p>	<p>4. Vowel Spotlight</p> <p>Write your words using one colour for the vowels and another colour for the consonants. (vowels: a, e, i, o, u)</p>
<p>5. Use Technology</p> <p>Type out your spelling words on the computer. Try to use at least 4 different fonts.</p> 	<p>6. Pyramid Words</p> <p style="text-align: center;">s sp spe spel spell spelli spellin spelling</p> <p>(or make them boat shaped, star, smiley face, etc.)</p>	<p>7. "Ransom" Words</p> <p>"Write" your words by cutting letters out of a newspaper or magazine and gluing the letters on a piece of paper to spell your words.</p> 	<p>8. Rainbow Words</p> <p>Write your spelling words with coloured pencils. Make each letter a different colour.</p> 
<p>9. Scrambled Words</p> <p>Write your words. Then write them again with the letters mixed up. Can you unscramble them again the next day? e.g. watch - cwhta</p>	<p>10. Silly Sentences</p> <p>Write 3 or more sentences that use all your spelling words.</p> 	<p>11. Prefixes and Suffixes</p> <p>Underline the prefixes and suffixes in the words you are learning. Make sure you know what they mean. e.g. <u>im</u>portant happi<u>ness</u></p>	<p>12. Word Search</p> <p>Create your own word search with your spellings. Show the answers to your puzzle in a different colour.</p> 
<p>13. Flashcards</p> <p>Make and practice with flashcards. Put the word on one side and definition (meaning) on the other.</p> 	<p>14. Picture & a Story</p> <p>Draw a picture defining each word. Write a sentence about your picture using the word.</p>	<p>15. Words without Vowels</p> <p>Write all of your words replacing vowels with a line. Go back and see if you can fill in the vowels. e.g. q--st--n = question</p>	<p>16. Train Words</p> <p>Write the entire list end-to-end as one long word. Write each new word in a different colour. e.g. trainbackstop</p>
<p>17. Write a Story, Poem or Song with Words</p> <p>Write a story using all your spelling words. Underline the words you used.</p>	<p>18. Bubble Letters</p> <p>Write your spelling words out in bubble writing.</p> 	<p>19. Words Within Words</p> <p>Write each spelling word and then write at least 2 words made from that word. e.g. catch - cat, hat</p>	<p>20. Picture words</p> <p>Draw a picture and hide your spelling words in the picture.</p>

Naughty or Nice Place Value game rules

- [video](#) with much larger numbers but it is a good example of the game. Use numbers up to the thousands place.

Decide whether the winner is the person who makes the largest or smallest number. Divide a piece of paper or whiteboard into ones, tens, hundreds and thousands columns. Each player takes turns to roll the dice. Whatever number you roll, you need to decide which column you will write your number in to create the biggest or smallest number. Continue until each column has a number.

Replay with the Naughty part of the game where you roll the dice and chose whether want to put that number in your own columns or somebody else's thousands, hundreds, tens or ones column to make either the biggest or the smallest number. Which means you can help your partner to lose!



Statutory Spelling Word Activity Mat: address

3

Use a dictionary to define the word **address**.

Which word class does the word **address** belong to?

noun	verb	adjective
adverb	conjunction	pronoun
preposition	determiner	

Trace the word **address**.

address

address

address

Add the word **address** to these sentences.



Nita scribbled her _____.

"May I have your _____?"
asked Zac.

Which _____ shall I send it to?

I had to _____ a large audience.

Which of these words means the same as **address**?

unique benign place suspicious

Write the syllables of the word **address** inside the hands.



Finish off the word **address**.

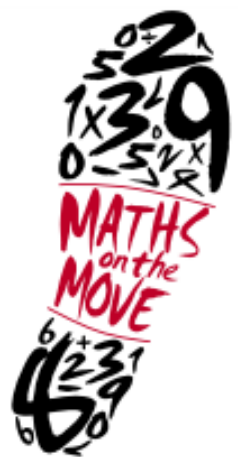
add _____	_____ ess
_____ ss	ad _____

Now write the full word.

Write your own sentence containing the word **address**.

Edit and improve these words so that they correctly spell the word **address**.

adress addres address



HOME Challenge Sheet

Year 3 and 4

1



Estimate & measure

Find 5 items that are under 30cm. Estimate their length. Now measure them with a ruler. How close were you?

2

3D shapes

Can you find any of the following 3D shapes around your house?

Cuboid, cylinder, pyramid, cone, sphere.

Which do you have the most of?



3

Count and multiply



Guess how many cupboards and drawers you have in one room of your house.

Now go and count them!

Multiply the two numbers together!

Now visit other rooms. Which room gives you the highest total?

4

Symmetry

Make a symmetrical shape out of items around your house.

5

Roman numeral sticks

Using spaghetti or pencils or lolly sticks can you make all of the numbers from 1 to 50?



6

Stop the clock burpees

Use a stopwatch to time yourself doing 10 burpees. Have five attempts and record the times. What was the fastest time?

What was the difference between the fastest and slowest time?



7



5 minutes to find as many items as possible that begin with the letter **A**

5 minutes to find as many items as possible that begin with the letter **B**

5 minutes to find as many items as possible that begin with the letter **C**

How many items did you find in total?

Which letter of the alphabet do you think would give you the most items?

8

Parallel and Perpendicular

Are you able to find 5 examples of parallel lines and 5 examples of perpendicular lines in your house?

9

How many handles?

Count all of the handles in each room of the house. Plot a bar chart to show which room has the most handles.

