



Age Range: Y3/4

Weekly Maths Tasks Aim to do 1 per day as well as your weekly learning on [Maths Shed](https://www.mathshed.com/)
<https://www.mathshed.com/>

Weekly Reading Tasks (Aim to do 1 per day)
Log in to [Read Theory](https://readtheory.org/auth/login) Your child has an individual login for this. <https://readtheory.org/auth/login>

- Year 3: Please use the Year 3 Oak academy lessons. 2D shape, lesson 11, 13 and 15. These are after the fractions lessons so please scroll down.
- <https://classroom.thenational.academy/subjects-by-year/year-3/subjects/maths/>
- Year 3-Classroom Secrets-Property of shapes
<https://classroomsecrets.co.uk/properties-of-shape-year-3-turns-and-angles-free-discussion-problems/>

Year 4: Summer Term Week 4 (w/c May 11th) Lessons 2, 3 and 4 - revision of perimeter and area. Remember you should be experts at this as you were so good when we were at school. If you want a challenge you could try lesson 1 which is application of Multiplying and Dividing by using problem solving. Videos on <https://whiterosemaths.com/homelearning/year-4/> and worksheets attached.

- Set up a Times Table relay race. Can you run lengths of a space and count in your times tables forwards and backwards?
- Can you identify the average temperatures in these Olympic-hosting countries and then order them? France, Germany, Canada, Norway and Russia.
- Half Time NRich Challenge – can you be systematic and organised as you try to solve?
<https://nrich.maths.org/7408&part=note>
- Olympic rings NRich Challenge – what patterns can you spot with the five interlinking Olympic rings? Can you design a similar but different pattern? What if it were five rectangles interlinked or five pentagons? What would your design look like? What shapes could you see within it?
<https://nrich.maths.org/7551&part=note>

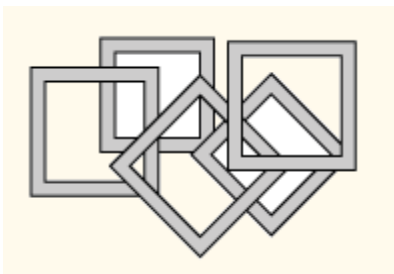
- Read for enjoyment- perhaps in the garden for a change. You may wish to read to the family, out loud, or by yourself. You might also discuss or summarise parts of your story with an adult.
- Research and read online with an adult about the Olympics. Which sport/s would you like to try? Why? Write 10 facts about The Olympics.



- Listen to [these BBC children's sport podcasts](#). Or your child can look through newspapers/ magazines and list all of the sporting vocabulary they find.
- Ask your child to read this extract from [Quiz Whiz Sport](#). Encourage them to answer the questions on each page and record these in full sentences.
- Complete some of the reading comprehension activities below about different sports.

Extra Challenge: Read the rules of a sports game or board game and see if you can identify and note down all the imperative (“bossy”) verbs you can find.





Extra Challenge: Do some outdoor maths using these mixed year group activities.

<http://www.first4maths.co.uk/wp-content/uploads/2020/03/Garden-Maths.pdf>

Weekly Spelling Tasks (Aim to do 1 per day)

- Practise the Year 3/4 **Common Exception** words with the word search attached.
http://www.crosslee.manchester.sch.uk/serve_file/253974

- Practise your spelling on **Spelling Shed**.
<https://www.spellingshed.com/en-gb>

YEAR 3: Stage 1- Week 33 Digraph aw and au
Stage 2-Week 19 adding er to words ending in e
Stage 3-Week 33 Revision of stage 3 spelling words.

YEAR 4:

Group 1 – Revision pt.2

Group 2 – More homophones!

- Use your spellings from Spelling Shed and choose 2 (or more) activities from the spelling menu below.
- Proofread your writing tasks from this week. You can use a dictionary to check any spellings that you're unsure of using the first 2/3 letters of the word. Make sure you correct your work in a different coloured pen so you can see what you've done.
- Alphabetical order: List each letter of the alphabet and think of a sport (or sport-related word) that corresponds with each letter.



Extra Challenge: Play a fun word game at:

<https://www.arcademics.com/games/frog>

Try and improve your score each time!

Weekly Writing Tasks (Aim to do 1 per day)

- Write an email to a relative describing a sporting event that you have recently seen or attended. If you can't remember, or haven't been to one, then you may wish to write about school sports day or watch the World Marbles Championships and then write about it:
- Use the image from Pobble365 below and choose any of the activities to complete (story starter, question time, sentence challenge, sick sentences, perfect picture).
- Invent a Sport and write a set of instructions or rules of how to play. You must include any equipment needed, basic rules and a scoring or penalty system.
- Investigate a sport, which is popular in another country, and write your own set of instructions for how to play that particular sport.
- Visit the Literacy Shed for this wonderful resource on [The Catch](#). You can then download the activity pack and choose any of the activities provided. These range from word searches to speech writing. All answers are provided at the end of the pack.



Extra Challenge: Create a chant or short poem for your new invented sport (or a sport you have researched). Think of how supporters at other sporting events show solidarity for their team.

Learning Project - to be done throughout the week

Remember to complete your [Purple Mash](https://www.purplemash.com/sch/standrewskt11) activities as well. <https://www.purplemash.com/sch/standrewskt11>

This project this week aims to provide opportunities for your child to learn more about celebrations. Learning may focus on different types of celebrations that take place and who may celebrate them. It could look at how people celebrate different events differently in other parts of the world.

- **Let's Wonder:**

How many famous sports people can your child name? Ask them to choose a sports person and research online about them. Can they find out how and when they started their career, or any other interesting facts about them? Encourage your child to create a timeline that details all of the achievements of their sporting hero.



- **Let's Create:**

Ask your child to use crumpled up tissue and paint to recreate the logo for their favourite sport team or design and create their own sport logo, perhaps for their school team or invented sport. Your child could sketch this with pencils as an alternative.



- **Be Active:**

Encourage your child to take part in this football themed [Super Movers!](#) There are two levels - Super Movers are a great way to keep active and have fun! Try [Go Noodle](#) and dance along to one of their routines - there's plenty to choose from and the whole family can join in! Your child could design a poster encouraging others to take part in sporting activities. Ask them how they would persuade others to join in. What type of words could they use?



- **Time to Talk:**

Encourage your child to ask different family members about their favourite sports and any sports they took part in growing up - were they a part of any clubs? Did they take part in any competitions? Did they win any trophies? They might find out something new about their family members! Following this, can your child use the information to write a newspaper report recounting one of the memorable events? They could include quotes from the interview.

- **Understanding Others and Appreciating differences:**

You could explore diversity in sport with your child. Ask your child to find out about the Paralympic games and famous paralympians such as [Ellie Simmonds](#). How have these people overcome challenges to represent their country in their chosen sport? They could write a letter/email to a chosen athlete and ask them questions about their sporting journey. Or they could draw a detailed sketch of the athlete during a winning moment.



Additional learning resources parents may wish to engage with

[Vocabulary Ninja](#) - This gives you a word of the day with synonyms and antonyms as well. Why not try to add a new word to your vocabulary each day! <https://www.vocabularyninja.co.uk/word-of-the-day.html>

[Classroom Secrets Learning Packs](#) - These packs are split into different year groups and include activities linked to reading, writing, maths and practical ideas you can do around the home. <https://classroomsecrets.co.uk/free-home-learning-packs/>

[Headteacherchat](#) - This is a blog that has links to various learning platforms. Lots of these are free to access. <https://www.headteacherchat.com/post/corona-virus-free-resources-for-teachers-and-schools>

Practise your times tables using [BBC supermovers](#). It is a good way to keep active too!
Year 3: focus on 3, 4 and 8 times tables.

Year 4: Focus on all times tables but especially 6, 7 and 9 times tables.

<https://www.bbc.co.uk/teach/supermovers/times-table-collection/z4vv6v4>

Sports Day

f i n i s h l i n e v c
u i a c t i v i t i e s
n a r o o h w d a q y i
t d g s g r a k f f q g
t r g d t f t s p h f q
h v a s d s e c o n d d
i a d c l a r o i x o s
r z z t e a m r n g l u
d a b m f g a e t h j n
x j r a a s f g s a o h
s p e c t a t o r s i a
s u n c r e a m o f z t

fun	sun hat	third	
team	finish line	points	activities
water	first	score	race
sun cream	second	spectators	

Unusual Olympic Sports

9 Throughout its history, the Olympic Games have held a
18 range of strange and unusual competitions that we no
23 longer take part in today.

34 **Rope Climb:** Stopped in 1932, this was an event in which
45 competitors had to climb up a rope as quickly and as
53 stylishly as possible. The most impressive winner was
63 George Eyser in 1904, who won gold despite having a
65 wooden leg!

75 **Tug of War:** At every Olympic Games until 1920, teams
86 of eight men would have to pull their opponents six feet
97 over a line on the floor. The British team, containing lots
106 of police officers, were very good at this event.

114 **Swimming Obstacle Race:** This event only happened in
124 the 1900 Olympics. Swimmers had to climb over a pole
134 and a row of boats, before swimming under another row
140 of boats towards the finish line.



Quick Questions



1. Find and copy two adverbs which describe how competitors had to climb up the rope.



2. In what year did the only Swimming Obstacle Race take place?



3. Why was George Eyser's gold medal win the 'most impressive'? Explain your answer.



4. How do these sports compare to Olympic events we see today?

Two for One

9 All our lives, we have done everything together. We've
19 had the same haircuts, worn the same clothes and we've
30 even finished all of our meals at exactly the same time.
40 But there is one thing that is definitely very different
50 about me and my twin, Johnny: the football teams we
52 play on.

63 I play for the Bolton Buffalos (clearly the best) and Johnny
74 plays for the Leigh Lions. Last Sunday was the first time
83 our teams have competed against each other and the
94 stakes were high. It was the final of the local football
102 league's annual competition and, what a surprise, the
112 Jones twins struck again. We both scored a goal within
124 the last minute of the match and the final score was one
133 all. I guess we're not so different after all.



Quick Questions



1. '...the Jones twins struck again.'
How else could the author have said this?



2. What is the twins' last name?



3. What is similar and different about the twins?

Similar: _____

Different: _____



4. What do the words '(clearly the best)' in brackets show about the author's opinion on the football teams the twins play for?

Breaking News: Unbelievable Usain Retires

11 At just 31 years of age, Usain Bolt has retired today
22 from his career as a professional athlete, with the title of
31 'Fastest Man in the World' securely under his belt.

41 Born in Jamaica in 1986, Usain has loved sport from
52 an early age and spent most of his childhood running in
59 school competitions across the country, winning many
70 medals and titles. By the age of fifteen, Bolt had grown
81 to almost two metres tall, which helped him to stand out
87 amongst competitors of the same age.

94 In 2002, at the World Junior Championships,
100 Bolt became the youngest gold medal
107 winner ever for the 200 metre race.
114 His career began there and he has
119 since earned an astonishing and
123 impressive eight Olympic gold
129 medals. Usain Bolt will forever be
136 known as one of the greatest sprinters
139 of all time.



Quick Questions



1. Find and copy two adjectives which the author uses to describe the Olympic gold medals Usain has earned.



2. In which country was Usain Bolt born?










3. How did Usain's height compare to other children of the same age?



4. Sum up what you have read about Usain Bolt in 20 words or less.

SPELLING MENU

<p>21. Question/Answers</p> <p>Write questions with half of your spelling words. Then use the other half to answer the questions. Underline the words you used.</p> 	<p>22. Riddles</p> <p>Write a riddle for each of your words. Don't forget to answer them.</p> <p>e.g. I am grey. I have a trunk and big ears. Answer: elephant.</p> 	<p>23. Crossword Puzzle</p> <p>Make a crossword puzzle with your spelling. Show the answers to your puzzle.</p> 	<p>24. Rhyming Words</p> <p>Write your spelling words out with a rhyming word next to them. Remember that words do not need to have the same spelling pattern to rhyme. e.g. men and again</p>
<p>25. Homophones</p> <p>Can you find any homophones which go with your spelling words? What do they mean? e.g. wear and where, to, too and two their, there and they're</p>	<p>26. Writing Race</p> <p>Set a timer for 2 minutes. See how many times you can write each word perfectly during that time.</p> 	<p>27. Code Words</p> <p>Come up with a code for each letter of the alphabet and then write each word in code. e.g. a = □ b = ◆ c = ▲</p>	<p>28 Word Classes</p> <p>Sort your spelling words into word classes - nouns, verbs, adjectives etc. Be careful - some words can be used in more than one category e.g. swimming.</p>
<p>29. Synonyms</p>  <p>Find at least 2 synonyms for each of your spelling words.</p>	<p>30. Antonyms</p> <p>Find an antonym (opposite) for each of your spelling words.</p> 	<p>31. Joker</p> <p>Write jokes containing each of your spelling words.</p> 	<p>32. Backwards Words</p> <p>Write your spelling words forwards and then backwards. Remember to write neatly!</p> <p>Ɔǝɹɹɐɹɹ</p>
<p>33. X Words</p> <p>Write 2 words with one letter in common so that they cross over each other. e.g. b r cheese a d</p>	<p>34. Acrostic Poem</p> <p>Write an acrostic poem for your spelling words. See if you can stick to a theme when writing. e.g. sun</p> <p>Sun shines brightly Up in the sky Nice and warm on my face</p>	<p>35. Scrabble</p> <p>In a game of Scrabble, each letter is worth a certain number of points. Write your words and then add the total of the letters. Which of your spelling words has the highest total value?</p> 