



Learning Project WEEK 2 - The area you live in

Age Range: Y3/4

Weekly Maths Tasks Aim to do 1 per day as well as your weekly learning on Maths Shed	Weekly Reading Tasks (Aim to do 1 per day)
<ul style="list-style-type: none"> Play on Hit the Button - focus on number bonds, halves, doubles and times tables. Create a bar graph showing the different types of traffic (including pedestrians and cyclists) going past your window for a period of time. You can use the 2graph 2do on Purple Mash, create a bar graph of your own, or use the worksheet included. Please answer the questions provided on the worksheet even if the bar graph is completed online. Continue to practise telling the time. Focus on quarter past, quarter to and 5 minute intervals. This could be done through this game or this game. Get a piece of paper and ask your child to show everything they know about Subtraction. This could be pictures, diagrams, explanations, methods etc. They can be as creative as they want to be. Choose 2 activities from the "Maths on the Move Home Challenge Sheet". 	<ul style="list-style-type: none"> Log in to Read Theory and complete 3 comprehension tasks. Your children have an individual login for this. Listen to a story on audible. Watch Newsround and discuss what is happening in the wider world. Get your child to read a book on Oxford Owl, or a book at home, and discuss what your child enjoyed about the book. With your child, look in magazines, newspapers and books for new vocabulary they are unfamiliar with. They could use a highlighter to highlight in magazines and newspapers. Can it be modified? Can you find any synonyms or antonyms for your new word?
Weekly Spelling Tasks Aim to do 1 per day.	Weekly Writing Tasks (Aim to do 1 per day)
<ul style="list-style-type: none"> Practise the Year 3/4 Common Exception words. Practise your spelling on Spelling Shed. Choose 3 Common Exception words. Write a synonym, antonyms, the meaning and an example of how to use the word in a sentence. Can the word be modified? Choose 5 Common Exception words and practise spelling them using one of the Spelling Menu strategies attached. Fill in the Word Activity Mat for the word accident. Worksheet included. 	<ul style="list-style-type: none"> Write a diary entry summarising the events from the day/week. Write an information report about your local area. Remember to include headings and subheadings. A report features checklist is included. Choose an interesting building you have found out about and write a list of questions you would like to ask. Try to use: Why? What? When? Where? Who? How? Which? Write a story about a stranger coming to your local area. What happens? Is it a good thing? Or does something terrible happen? Write a setting description to describe your local area. What is in your local area? What do you like/dislike about it and why? Use adjectives and figurative language to help your description. An example is below to help.

Learning Project - to be done throughout the week

Remember to complete your [Purple Mash](https://www.purplemash.com/sch/standrewskt11) activities as well. <https://www.purplemash.com/sch/standrewskt11>

The project this week aims to provide opportunities for your child to learn more about the area in which they live. Learning may focus on your local area, famous people, key landmarks and links to your city.

- **Let's Wonder:**

Think about your street. What type of houses are on your street? What type of house do you live in? What other buildings are close by? Find out about your local area, what different buildings does it have? How old are some of those buildings? How have they changed over time? Use a map to locate different places. Look on [Google Earth](https://www.google.co.uk/intl/en_uk/earth/). Draw your own map of your local area. https://www.google.co.uk/intl/en_uk/earth/



- **Let's Create:**

Choose a building you most admire in your local area. Make a model of that building using materials of their choice. (Playdough, junk modelling, lego etc.....) How well did you do? What would you do differently next time? What have you learnt?



- **Be Active:**

Get out into the garden or balcony, pull up some weeds or mow the lawn? Does your garden need a tidy up? Maybe you could plant some seeds. Inside, use [Go Noodle](https://family.gonoodle.com/) or [Jump Start Jonny](https://www.youtube.com/channel/UC8PDFwCV0HHcl08-1SzdIBw/videos?reload=9) and dance along. <https://family.gonoodle.com/>
<https://www.youtube.com/channel/UC8PDFwCV0HHcl08-1SzdIBw/videos?reload=9>



- **Time to Talk:**

Were your family members all born in this local area? If not, how is their place of birth different to your own local area? If they were born in your local area, how different is the local area since they were born? Talk about their memories of how it has changed.



- **Understanding Others and Appreciating Differences:**

Research different places of worship that can be found in your local area. Can you find their nearest Church? Mosque? Synagogue? Temple? Gurdwara? What can you find out about them? Draw pictures and label them with any information you find out. Use [BBC Bitesize](https://www.bbc.co.uk/bitesize/subjects/z7hs34j) for more information about different places of worship. <https://www.bbc.co.uk/bitesize/subjects/z7hs34j>



- **Reflect:**

Think about what would improve your local area? What is your local area missing? What spoils your local area? What could be done? You could create a poster.



Additional learning resources parents may wish to engage with

[Vocabulary Ninja](https://www.vocabularyninja.co.uk/word-of-the-day.html) - This gives you a word of the day with synonyms and antonyms as well. Why not try to add a new word to your vocabulary each day! <https://www.vocabularyninja.co.uk/word-of-the-day.html>

[Classroom Secrets Learning Packs](https://classroomsecrets.co.uk/free-home-learning-packs/) - These packs are split into different year groups and include activities linked to reading, writing, maths and practical ideas you can do around the home.








<https://classroomsecrets.co.uk/free-home-learning-packs/>

[Twinkl](https://www.twinkl.co.uk/offer/UKTWINKLHELPS?utm_source=promo&utm_medium=email&utm_campaign=England_coronavirus_schools_email&utm_content=offer_link) - to access these resources click on the link and sign up using your own email address and creating your own password. Use the offer code UKTWINKLHELPS.

https://www.twinkl.co.uk/offer/UKTWINKLHELPS?utm_source=promo&utm_medium=email&utm_campaign=England_coronavirus_schools_email&utm_content=offer_link


[Headteacherchat](https://www.headteacherchat.com/post/corona-virus-free-resources-for-teachers-and-schools) - This is a blog that has links to various learning platforms. Lots of these are free to access. <https://www.headteacherchat.com/post/corona-virus-free-resources-for-teachers-and-schools>

Spelling menu

<p style="text-align: center;">1. ABC Order</p>  <p>Write all of your spelling words in alphabetical (ABC) order.</p>	<p style="text-align: center;">2. Word Parts</p> <p>Write your words. Then use a coloured pencil to divide the words into syllables. e.g. jumping caterpillar</p>	<p style="text-align: center;">3. Other Handed</p> <p>Write each word 5 times, switching the hand you write it with each time. Say the word as you spell it.</p>	<p style="text-align: center;">4. Vowel Spotlight</p> <p>Write your words using one colour for the vowels and another colour for the consonants. (vowels: a, e, i, o, u)</p>
<p style="text-align: center;">5. Use Technology</p> <p>Type out your spelling words on the computer. Try to use at least 4 different fonts.</p> 	<p style="text-align: center;">6. Pyramid Words</p> <p style="text-align: center;">s sp spe spel spell spelli spellin spelling</p> <p>(or make them boat shaped, star, smiley face, etc.)</p>	<p style="text-align: center;">7. "Ransom" Words</p> <p>"Write" your words by cutting letters out of a newspaper or magazine and gluing the letters on a piece of paper to spell your words.</p> 	<p style="text-align: center;">8. Rainbow Words</p> <p>Write your spelling words with coloured pencils. Make each letter a different colour.</p> 
<p style="text-align: center;">9. Scrambled Words</p> <p>Write your words. Then write them again with the letters mixed up. Can you unscramble them again the next day? e.g. watch - cwhta</p>	<p style="text-align: center;">10. Silly Sentences</p> <p>Write 3 or more sentences that use all your spelling words.</p> 	<p style="text-align: center;">11. Prefixes and Suffixes</p> <p>Underline the prefixes and suffixes in the words you are learning. Make sure you know what they mean. e.g. <u>im</u>portant happ<u>iness</u></p>	<p style="text-align: center;">12. Word Search</p> <p>Create your own word search with your spellings. Show the answers to your puzzle in a different colour.</p> 
<p style="text-align: center;">13. Flashcards</p> <p>Make and practice with flashcards. Put the word on one side and definition (meaning) on the other.</p> 	<p style="text-align: center;">14. Picture & a Story</p> <p>Draw a picture defining each word. Write a sentence about your picture using the word.</p>	<p style="text-align: center;">15. Words without Vowels</p> <p>Write all of your words replacing vowels with a line. Go back and see if you can fill in the vowels. e.g. q--st--n = question</p>	<p style="text-align: center;">16. Train Words</p> <p>Write the entire list end-to-end as one long word. Write each new word in a different colour. e.g. trainbackstop</p>
<p style="text-align: center;">17. Write a Story, Poem or Song with Words</p> <p>Write a story using all your spelling words. Underline the words you used.</p>	<p style="text-align: center;">18. Bubble Letters</p> <p>Write your spelling words out in bubble writing.</p> 	<p style="text-align: center;">19. Words Within Words</p> <p>Write each spelling word and then write at least 2 words made from that word. e.g. catch - cat, hat</p>	<p style="text-align: center;">20. Picture words</p> <p>Draw a picture and hide your spelling words in the picture.</p>

Title: _____

Label:



Label: _____

Transport	Number

Label and write the title.

Which was the most frequent form of transport? _____

What was the least frequent form of transport? _____

Are any of them equal? _____

Which was the difference between the most and least frequent forms of transport? _____

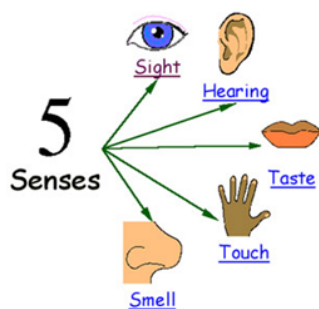
Non-Chronological Report Text Features

Here are the features of a report text.

	Topic title covers the whole subject.
	Brief introduction paragraph gives who/ what/ where.
	Information organised into paragraphs with subheadings
	Include pictures.
	Some information may be in fact boxes or bullet-point lists.
	Present tense verbs (e.g. Cobham is...) and formal tone.

Setting

- When you write about a setting, you need to make sure you use lots of description so a reader can picture themselves there.
- Effective descriptions appeal to the senses.



One morning there was a different smell in the air, and the ship was moving oddly, with a brisker rocking from side to side instead of the plunging and soaring. Lyra was on deck a minute after she woke up, gazing greedily at the land: such a strange sight, after all that water, for though they had only been at sea a few days, Lyra felt as if they'd been on the ocean for months. Directly ahead of the ship, a mountain rose, green-flanked and snow capped, and a little town and harbour lay below it: wooden houses with steep roofs, a church spire, cranes in the harbour, and clouds of gulls wheeling and crying. The smell was of fish, but mixed with it came land smells too: pine-resin and earth and something animal and musky, and something else that was cold and blank and wild: it might have been snow. It was the smell of the North.

Seals danced around the ship, showing their clown-faces above the water before sinking back without a splash. The wind that lifted spray off the white-capped waves was monstrously cold, and searched out every gap in Lyra's wolfskin.



Statutory Spelling Word Activity Mat: actual

2

Use a dictionary to define the word **actual**.

Add the word **actual** to these sentences.



The _____ cost was £100.

“Those were his _____ words!”

Can you measure the _____ length?

The story is based on _____ events.

Write the syllables of the word **actual** inside the hands.



Which word class does the word **actual** belong to?

noun	verb	adjective
adverb	conjunction	pronoun
preposition	determiner	

Finish off the word **actual**.

act_____	_____ual
_____al	ac_____

Now write the full word.

Trace the word **actual**.

actual

actual

actual

Which of these words means the same as **actual**?

mystery genuine forgotten bespoke

Write your own sentence containing the word **actual**.

Edit and improve these words so that they correctly spell the word **actual**.

acktual actual actual



HOME Challenge Sheet

Year 3 and 4

1



Estimate & measure

Find 5 items that are under 30cm. Estimate their length. Now measure them with a ruler. How close were you?

2

3D shapes

Can you find any of the following 3D shapes around your house?

Cuboid, cylinder, pyramid, cone, sphere.

Which do you have the most of?



3

Count and multiply



Guess how many cupboards and drawers you have in one room of your house.

Now go and count them!

Multiply the two numbers together!

Now visit other rooms. Which room gives you the highest total?

4

Symmetry

Make a symmetrical shape out of items around your house.

5

Roman numeral sticks

Using spaghetti or pencils or lolly sticks can you make all of the numbers from 1 to 50?



6

Stop the clock burpees

Use a stopwatch to time yourself doing 10 burpees. Have five attempts and record the times. What was the fastest time?

What was the difference between the fastest and slowest time?



7



5 minutes to find as many items as possible that begin with the letter **A**

5 minutes to find as many items as possible that begin with the letter **B**

5 minutes to find as many items as possible that begin with the letter **C**

How many items did you find in total?

Which letter of the alphabet do you think would give you the most items?

8

Parallel and Perpendicular

Are you able to find 5 examples of parallel lines and 5 examples of perpendicular lines in your house?

9

How many handles?

Count all of the handles in each room of the house. Plot a bar chart to show which room has the most handles.

