



Age Range: Y3/4

**Weekly Maths Tasks** Aim to do 1 per day as well as your weekly learning on [Maths Shed](https://www.mathshed.com/)  
<https://www.mathshed.com/>

**Weekly Reading Tasks (Aim to do 1 per day)**  
 Log in to [Read Theory](https://readtheory.org/auth/login) Your child has an individual login for this. <https://readtheory.org/auth/login>

- Year 3: We are moving onto measurement. Complete lessons 1-5: ordering mass, add and subtract mass, solving problems, reading a scale and read capacity and volume.  
<https://classroom.thenational.academy/lessons/ordering-mass>
  - Further activities on capacity and mass are available on classroom secrets.  
<https://classroomsecrets.co.uk/measure-mass-1-year-3-mass-and-capacity-free-resource-pack/>
- Year 4: Fractions - White Rose Maths – **W/C 18<sup>th</sup> May Summer 5 Lessons 2,3 and 4.** If you're not feeling super confident about fractions then watch the video for tenths and hundredths (lesson 1) first. Worksheets for lessons 2 – 4 are attached in this email. If you need more practice there are ideas here:  
<https://www.bbc.co.uk/bitesize/tags/z631t39/year-4-and-p5-lessons> with lots of lessons on fractions.

Encourage your child to research and compare temperatures and rainfall in the Amazon Rainforest and the UK month on month. Can they display their findings in a bar chart or table? Can they compare the yearly totals?

Ask your child to practise adding and subtracting fractions on this [game](#). Then play this [rainforest coordinates game](#) (theme).

Get a square piece of paper or a post-it note and ask your child to investigate how many ways they can make  $\frac{1}{4}$ ,  $\frac{1}{2}$ ,  $\frac{1}{3}$  etc.

Get your child some skittles, smarties or different coloured sweets. Empty them out onto a plate and write down what fraction are red, what fraction are yellow, etc. The denominator is the total number of sweets and the numerators are the different colours. You could use coloured buttons, Lego, fruit etc.

**Extra Challenge:** Do some outdoor maths using these mixed year group activities.  
<http://www.first4maths.co.uk/wp-content/uploads/2020/03/Garden-Maths.pdf>

- Read for enjoyment- perhaps in the garden for a change. You may wish to read to the family, out loud, or by yourself. You might also discuss or summarise parts of your story with an adult.
- With an adult, read about rainforests online. Take a look at these [facts about rainforests](#) to get started! Can you create a rainforest quiz based on the information you've found?
- Find a recipe involving chocolate. Can you challenge yourself to make it? You can learn about where chocolate comes from [here](#).
- Visit Poem Hunter - <https://www.poemhunter.com/poems/rainforest/> to read a range of poems inspired by the rainforests.
- Can you create a rainforest canopy to curl up with a book under? This could be made from paper, bed sheets or anything else that's suitable.



**Extra Challenge:** Can you create a comic strip to show the events of a story you have read?

### Weekly Spelling Tasks (Aim to do 1 per day)

- Practise the Year 3/4 [Common Exception](http://www.crosslee.manchester.sch.uk/serve_file/253974) words with the word search attached.  
[http://www.crosslee.manchester.sch.uk/serve\\_file/253974](http://www.crosslee.manchester.sch.uk/serve_file/253974)

- Practise your spelling on [Spelling Shed](https://www.spellingshed.com/en-gb).  
<https://www.spellingshed.com/en-gb>

#### YEAR 3:

Stage 1- Week 34 Trigraphs air and ear

Stage 2-Week 20 adding ing to words

Stage 3-Week 34 Revision of stage 3 spelling and challenge words.

#### YEAR 4:

Group 1 – Revision pt.3

Group 2 – Words ending -tion

- Create a mind map with words associated with the rainforest. You can then put these words into alphabetical order.
- Choose 5 common exception words and draw a picture to represent each word, write the word underneath and use it in a sentence. You may wish to use the spelling menu below to choose other activities.
- Play Crystal Explorers to practice spelling, grammar and punctuation!  
<https://www.bbc.co.uk/bitesize/topics/zkbf4j/articles/zbm8scw>



**Extra Challenge:** Play a fun word game at:  
<https://www.arcademics.com/games/frog>  
Try and improve your score each time!

### Weekly Writing Tasks (Aim to do 1 per day)

- Write a letter to a pen-pal or friend from school, telling them what you have been up to in the past few weeks. You may wish to talk about your learning or anything new you've tried. You might even want to write a letter to your teacher!
- Write a 'Defeating the Monster' tale. The monster could be a rainforest predator such as a crocodile, bear or boa constrictor. A plan has been included for you to note down your ideas.
- Create a tourist leaflet about rainforests. It should inform people about what they can expect to see and do. How should they dress? What essential items should they bring? What is the food like? Include drawings of unusual living things!



- Look at these images of the [rainforest](#) then write a setting description. You may want to start at the top of the image and work your way down, so that you can keep track of your ideas.
- Watch the wonderful [The Alchemist's Letter](#) from the Literacy Shed and see if you can create a poem based on the 5 senses – see, hear, touch, smell and taste. You may wish to write a haiku, acrostic poem or a rhyming poem.

**Extra Challenge:** Write an information report about deforestation and how the rainforest is being destroyed by humans. Can you include maps that demonstrate how large the rainforests were compared to now? Include an introduction, 3 or 4 ways that rainforests are being destroyed and a conclusion.

You may find these videos and activities useful so please use them if you would like.

<https://classroom.thenational.academy/subjects-by-year>

Select your child's year group. There are maths, English and Topic videos/lessons for you to enjoy

### Learning Project - to be done throughout the week

Remember to complete your [Purple Mash](https://www.purplemash.com/sch/standrewskt11) activities as well. <https://www.purplemash.com/sch/standrewskt11>

This project this week aims to provide opportunities for your child to learn more about celebrations. Learning may focus on different types of celebrations that take place and who may celebrate them. It could look at how people celebrate different events differently in other parts of the world.

- **Let's Wonder:**

Ask your child to think about the following: How many different types of animals live in rainforests? Can they name any? What is their diet like? How do they hunt for their prey or hide from predators? Look at these [11 amazing rainforest animals](#). Encourage your child to choose one of the animals and create a poster all about them.



- **Let's Create:**

Take a look at [this](#) information with your child, all about the layers of the rainforest. Ask your child to try creating their own diagram showing the layers of the rainforest and the animals you can find in each layer. Your child could cut and stick pictures, paint or draw! Can your child categorise the animals?



- **Be Active:**

Have a go at [this](#) forest themed GoNoodle! Finished? Ask your child to try making up their own rainforest-themed dance routine to the same song - they could pretend to be a different animal for each dance move! You may wish to try some simple yoga whilst listening to some relaxing forest sounds.



- **Time to Talk:**

Talk to family members about the deforestation of rainforests and think about how we could help by taking small steps at home. [This](#) article should help get them started! Can your child record their very own advert encouraging people to reduce, reuse, recycle? Encourage them to think about the impact on the environment, animals and their habitats, global warming and the tribes that occupy the rainforests. Alternatively, they could write a jingle about the benefits of recycling and perform this to the family.



- **Understanding Others and Appreciating differences:**

Take a look at the [Greenpeace website](#) and find out about the effects of palm oil on our planet. Discuss with your child how this affects animals around the world. Ask your child to identify all of the foods in the kitchen that contain palm oil. Can they suggest alternatives for your next shop? Task your child with planning an imaginary charity event to raise funds for [The Orangutan Foundation](#).



### Additional learning resources parents may wish to engage with

**Vocabulary Ninja** - This gives you a word of the day with synonyms and antonyms as well. Why not try to add a new word to your vocabulary each day! <https://www.vocabularyninja.co.uk/word-of-the-day.html>

**Classroom Secrets Learning Packs** - These packs are split into different year groups and include activities linked to reading, writing, maths and practical ideas you can do around the home. <https://classroomsecrets.co.uk/free-home-learning-packs/>

**Headteacherchat** - This is a blog that has links to various learning platforms. Lots of these are free to access. <https://www.headteacherchat.com/post/corona-virus-free-resources-for-teachers-and-schools>

Practise your times tables using [BBC supermovers](#). It is a good way to keep active too! Year 3: focus on 3, 4 and 8 times tables.

Year 4: Focus on all times tables but especially 6, 7 and 9 times tables.  
<https://www.bbc.co.uk/teach/super movers/times-table-collection/z4vv6v4>

***St Andrew's Primary Learning Projects***



**Emergent  
Layer**



**Canopy  
Layer**



**Understory  
Layer**



**Forest  
Floor**





# Design Your Own Rainforest Animal

Now you know about the features of animals from the different layers of the rainforest, design your very own multi-layer rainforest creature which could live in all four layers of the rainforest. Make sure it has the ability to move freely in the emergent layer, the canopy, the understory and the forest floor. Colour is very important in the rainforest as some animals want to stand out and others want to stay hidden.

- Draw your multi-layer animal with great detail.
- Add extra features of your own.
- Label its features.
- Colour your creature.
- List its features.

---

---

---

---

---

---

---

---

---

---



# Rainforest

q d u l z e b i r t n l o d  
r s t r o p i c a l s p t z  
e d e f o r e s t a t i o n  
y w v c l i m a t e i i p h  
a g t z x i t a d t c i q t  
l c b y r o t s r e d n u s  
z w s u s t a i n a b l e e  
h q n c r e a t u r e s c r  
a p z h a b i t a t i i q o  
x r a i n f a l l u p g d f  
f l y e n d a n g e r e d n  
a t c a n o p y v v b y n i  
w g k z f h o l i p f a t a  
b l e a m e t s y s o c e r

rainforest

habitat

canopy

understory

layer

tropical

endangered

deforestation

climate

tribe

ecosystem









creatures

sustainable

rainfall



# SPELLING MENU

<p><b>21. Question/Answers</b></p> <p>Write questions with half of your spelling words. Then use the other half to answer the questions. Underline the words you used.</p> 	<p><b>22. Riddles</b></p> <p>Write a riddle for each of your words. Don't forget to answer them.</p> <p>e.g. I am grey. I have a trunk and big ears. Answer: elephant.</p> 	<p><b>23. Crossword Puzzle</b></p> <p>Make a crossword puzzle with your spelling. Show the answers to your puzzle.</p> 	<p><b>24. Rhyming Words</b></p> <p>Write your spelling words out with a rhyming word next to them. Remember that words do not need to have the same spelling pattern to rhyme. e.g. men and again</p>
<p><b>25. Homophones</b></p> <p>Can you find any homophones which go with your spelling words? What do they mean? e.g. wear and where, to, too and two their, there and they're</p>	<p><b>26. Writing Race</b></p> <p>Set a timer for 2 minutes. See how many times you can write each word perfectly during that time.</p> 	<p><b>27. Code Words</b></p> <p>Come up with a code for each letter of the alphabet and then write each word in code. e.g. a = □ b = ◆ c = ▲</p>	<p><b>28. Word Classes</b></p> <p>Sort your spelling words into word classes - nouns, verbs, adjectives etc. Be careful - some words can be used in more than one category e.g. swimming.</p>
<p><b>29. Synonyms</b></p> <p>Find at least 2 synonyms for each of your spelling words.</p> 	<p><b>30. Antonyms</b></p> <p>Find an antonym (opposite) for each of your spelling words.</p> 	<p><b>31. Joker</b></p> <p>Write jokes containing each of your spelling words.</p> 	<p><b>32. Backwards Words</b></p> <p>Write your spelling words forwards and then backwards. Remember to write neatly!</p> <p><b>BACKWARDS</b></p>
<p><b>33. X Words</b></p> <p>Write 2 words with one letter in common so that they cross over each other. e.g. b r c h e e s e a d</p>	<p><b>34. Acrostic Poem</b></p> <p>Write an acrostic poem for your spelling words. See if you can stick to a theme when writing. e.g. sun</p> <p>Sun shines brightly Up in the sky Nice and warm on my face</p>	<p><b>35. Scrabble</b></p> <p>In a game of Scrabble, each letter is worth a certain number of points. Write your words and then add the total of the letters. Which of your spelling words has the highest total value?</p> 	



# Comic Strip Template

